



EP-WIFI LIGHTING SYSTEM

club
yacht
casino
stadium
residential
office
facade
apartment

museum
train station
restaurant
home
resort
theme parks
garden
monument
shops
residential

ARCHITECTURAL LIGHTING
commercial
home
resort
facade

casino

airport

commercial fountain

apartment

exhibition

restaurant



hotel

airport

landscape

hotel

facade



ARCHITECTURAL LIGHTING USE THE WIFI LIGHTING SYSTEM ANYWHERE

The Epic™ Wifi Lighting System is a family of products designed to connect almost any LED lighting to a network in a matter of minutes.

Includes a choice of wireless WiFi or wired TCP/IP, serial RS232 controller and the EPIC's Symphony music and sound module.

The innovative design of the Epic™ WiFi Lighting Control System allows for easy and flexible integration into any network control solution.

The Epic™ WiFi Lighting Control System is a simple wired (EP-WLS-ETH) or wireless (EP-WLS-WIFI) conduit between you and your device over a network.

This is instant network-enabling at its best, delivering the power of choice at a cost-effective price.

Software Installation Video Instruction @ <http://epicskytech.com/ep-led.html>



EPIC™ WIFI LIGHTING SYSTEM

BEYOND THE LIMITS!

2101 West Central Blvd. Orlando, Florida 32905 Tel: 1.800.507.5714



EPIC WIFI LIGHTING SYSTEM

the most simple
RS232 lighting controller


control via
IPAD | IPAD MINI | IPHONE | ANDROID

the most powerful
lighting software bundle

the new industry standard
for RGB, LED, RS232 lighting



EPIC TOUCH
wall mounted serial controller



or

- Pre-programmed, does not need software setup
- Single cat5 connection
- Simple ambient light control
- Mounts to a single gang electrical box
- Full control for you star panels and full control of your Pulsar Melody
- Easy to use touch interface
- RS-232 output
- Full compatibility with all epic sky tech products



Serial LED LIGHTING CONTROLLERS

EP-RS232-ADVANCED & EP-RS232-PRO

The EP-RS232-ADVANCED and EP-RS232-PRO RGB LED Controllers are a highly professional and intelligent system to control common anode LED lighting via RS232 serial commands. The EP-RS232-ADVANCED and EP-RS232-PRO provides 4 high current channels to create light scenes. Total scene control is accomplished by interfacing with a computer control system through any RS232 serial port. This innovative serial controller is an ideal solution for your stand-alone and integrated home lighting systems.



EPIC SYMPHONY

The EPIC SYMPHONY is an music interface that analyzes a variety of frequencies and controls LED channels accordingly. The symphony is completely controllable via RS232.



EPIC DISTRIBUTION

The EP-DIST-01 is designed for easy and clean installation.

EP-ELS-ETH OR EP-ELS-WIFI

The Epic™ WiFi Lighting Control System is a simple wired (EP-WLS-ETH) or wireless (EP-WLS-WIFI) conduit between you and your device over a network.

